

# Archibald Primary School – Remote Learning

## Year 2 - Summer Term



As you are unable to attend school, please use the links below to access activities to support the learning that you would have been undertaking if you were able to attend school.

Your teacher will be in touch with you throughout each week on See Saw to see how you are getting along and to set you some individual challenges. Don't forget to share your work with your teacher on See Saw, and to complete appropriate activities in your Remote Learning book which you should bring in to school when you return.

**If you need to borrow a school ipad in order to access these activities, please contact the school office as soon as possible and we can arrange for one to be issued to you.**

As well as all of the activities listed below please don't forget to regularly:

- Practise your letter and number formation
- Do regular exercise at home! Check out Joe Wickes and Cosmic Yoga on YouTube!
- Count anything and everything!
- Get creative! Draw pictures and observational drawings of items in your home, build models using recycling materials, create dens!
- Read stories, listen to stories, make up stories!
- Teach your Monster to Read is a really fun way to help with your reading
- Complete the fun mathematical games and challenges on Prodigy
- Practise your number bonds to 10 and 20 and your doubles on Hit the button!



Week	Mathematics	English	Other Learning
------	-------------	---------	----------------

# 1

Motivation  
Week

## Fractions

**Lesson 1: To Identify one half of a shape**

<https://classroom.thenational.academy/lessons/to-identify-one-half-of-a-shape-60up2c>

**Lesson 2: To identify half of a quantity**

<https://classroom.thenational.academy/lessons/to-find-half-of-a-quantity-6nhpct>

**Lesson 3: To find one quarter of a shape**

<https://classroom.thenational.academy/lessons/to-find-one-quarter-of-a-shape-c8r66c>

**Lesson 4: To find one quarter of a quantity**

<https://classroom.thenational.academy/lessons/to-find-one-quarter-of-a-quantity-6xjkad>

**Lesson 5: To identify half, quarter and three quarter turns**

<https://classroom.thenational.academy/lessons/to-identify-half-quarter-and-three-quarter-turns-6dgkjc>

**Additional Resources: White Rose Maths Workbook – Fractions**


<https://wrm-13b48.kxcdn.com/wp-content/uploads/2020/07/Y2-HL-Spring-Block-4-Fractions-2020.pdf>

**Mental Math:**

Practice your number bonds.

## Phonics- Spelling Rules

*Y making the I at the end of a word*



List as many words as you can think of that follow this rule. Can you write a sentence with a word in?

## Phonics- Consolidate Learning

[PhonicsPlay](#) is a great website with lots of fun games to help you practice and consolidate your phonic knowledge

## Word Level Challenge

Can you find 10 adjectives in a book you have read? Can you use them in your own sentence?


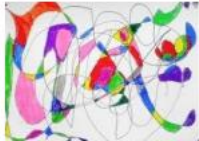
## Learning Context-



1. This half term our Learning Context is 'Wriggle and Crawl'.  
Make a list of as many minibeasts you can think of.
2. Carry out some research and make your list into a bug dictionary. Find out some simple information about each bug and match it to their name.
3. Can you draw a picture too?


## PE-


Keep yourself active by trying some of the fun workouts with Get Kids Moving.

[GET KIDS MOVING - YouTube](#)

	<p>Hit the button is a really fun game to help you!  <a href="#">here</a> is the link.</p>		
<p><b>2</b></p> <p>Attitude Week</p>	<p><b>Fractions (2)</b></p> <p><b>Lesson 1: Relating halves and quarters to division</b>  <a href="https://classroom.thenational.academy/lessons/relating-halves-and-quarters-to-division-61hkgr">https://classroom.thenational.academy/lessons/relating-halves-and-quarters-to-division-61hkgr</a></p> <p><b>Lesson 2: Identifying the parts of a fraction</b>  <a href="https://classroom.thenational.academy/lessons/identifying-the-parts-of-a-fraction-cmwk8r">https://classroom.thenational.academy/lessons/identifying-the-parts-of-a-fraction-cmwk8r</a></p> <p><b>Lesson 3: Identifying half of shape</b>  <a href="https://classroom.thenational.academy/lessons/identifying-half-of-a-shape-crtk0c">https://classroom.thenational.academy/lessons/identifying-half-of-a-shape-crtk0c</a></p> <p><b>Lesson 4: Identifying halves, thirds and quarters of shape</b>  <a href="https://classroom.thenational.academy/lessons/identifying-halves-thirds-and-quarters-of-shape-cct36c">https://classroom.thenational.academy/lessons/identifying-halves-thirds-and-quarters-of-shape-cct36c</a></p> <p><b>Lesson 5: Identifying fractions of shapes with different numerators</b>  <a href="https://classroom.thenational.academy/lessons/identifying-fractions-of-shape-with-different-numerators-74u66t">https://classroom.thenational.academy/lessons/identifying-fractions-of-shape-with-different-numerators-74u66t</a></p> <p><b>Additional Resources: White Rose Maths Workbook – Fractions</b>  <a href="https://wrm-13b48.kxcdn.com/wp-">https://wrm-13b48.kxcdn.com/wp-</a></p>	<p><b>Phonics- Spelling Rules</b>  <i>Adding 'es' to y ending words</i></p>  <p>List as many words as you can think of that follow this rule. Can you write a sentence with a word in?</p> <p><b>Phonics- Consolidate Learning</b>  <a href="#">PhonicsPlay</a> is a great website with lots of fun games to help you practice and consolidate your phonic knowledge</p> <p><b>Writing- Descriptive writing.</b>          Use the image below to write your own story. Who is the main character? Where are they going? What did they come across? How did they feel? What did they do? How does your story end?</p>	<p><b>Learning Context-</b></p> <ol style="list-style-type: none"> <li>1. Alphabetical Order- Can you put your list of minibeasts into alphabetical order?</li> <li>2. Minibeast Hunt- Go on a minibeast hunt around your garden. Make a list and tally how many of each minibeast you find.</li> <li>3. Use Purple Mash to create a tally chart.</li> </ol> <p><b>PSHE-</b>          Magic Mindfulness          Play some music of your choice. While you are listening to the music, draw a picture to show how the music makes you feel! You could take your pencil for a walk.</p> 


	<p><a href="content/uploads/2020/07/Y2-HL-Spring-Block-4-Fractions-2020.pdf">content/uploads/2020/07/Y2-HL-Spring-Block-4-Fractions-2020.pdf</a></p> <p><b>Mental Math:</b></p> <p>Practice your number bonds.</p> <p>Hit the button is a really fun game to help you!  <a href="#">here</a> is the link.</p>		
<p><b>3</b></p> <p>Gumpton Week</p>	<p><b>Fractions (2)</b></p> <p><b>Lesson 6: Identifying unit fractions of quantity</b>  <a href="https://classroom.thenational.academy/lessons/identifying-unit-fractions-of-quantity-60wkae">https://classroom.thenational.academy/lessons/identifying-unit-fractions-of-quantity-60wkae</a></p> <p><b>Lesson 7: Identifying fractions of quantity</b>  <a href="https://classroom.thenational.academy/lessons/identifying-fractions-of-quantity-70w30r">https://classroom.thenational.academy/lessons/identifying-fractions-of-quantity-70w30r</a></p> <p><b>Lesson 8: Identifying fractions of quantity and shape (part 1)</b>  <a href="https://classroom.thenational.academy/lessons/identifying-fractions-of-quantity-and-shape-part-1-ccu32t">https://classroom.thenational.academy/lessons/identifying-fractions-of-quantity-and-shape-part-1-ccu32t</a></p> <p><b>Lesson 9: Identifying fractions of quantity and shape (part 2)</b>  <a href="https://classroom.thenational.academy/lessons/identifying-fractions-of-quantity-and-shape-part-2-c8r66d">https://classroom.thenational.academy/lessons/identifying-fractions-of-quantity-and-shape-part-2-c8r66d</a></p> <p><b>Lesson 10: Identifying equivalent fractions</b></p>	<p><b>Phonics- Spelling Rules</b></p> <p><i>ed, er, est and ing suffixes to words ending in Y</i></p>  <p>List as many words as you can think of that follow this rule. Can you write a sentence with a word in?</p> <p><b>Phonics- Consolodate Learning</b></p> <p><a href="#">PhonicsPlay</a> is a great website with lots of fun games to help you practice and consolidate your phonic knowledge</p> <p><b>Improving Vocabulary-</b></p> <p>Pick 5 new words from a book you have read and find the meaning.</p> <p>Use these words in a sentence of your own.</p>	<p><b>Learning Context-</b></p> <ol style="list-style-type: none"> <li>1. Carry out some research using books or the internet (Kiddle is great) to find out where each of the minibeasts you've listed lives.</li> <li>2. Does it suit them?</li> <li>3. What do they like about their home?</li> <li>4. Go on a minibeast adventure with Jess!  <a href="https://www.bbc.co.uk/cbeebies/games/mini-beast-adventure-with-jess-minibeast-spotter">https://www.bbc.co.uk/cbeebies/games/mini-beast-adventure-with-jess-minibeast-spotter</a></li> </ol> <p><b>PSHE-</b></p> <p>Wellbeing Craft-</p> <p>Making a wish jar.</p> <p>Having something to look forward to can make you feel happier and improve your wellbeing.</p> <p>Each time you think of something that you would like to do in the future, write it on a piece of paper and place it in to a jar you decorate.</p>

	<a href="https://classroom.thenational.academy/lessons/identifying-equivalent-fractions-65k3gd">https://classroom.thenational.academy/lessons/identifying-equivalent-fractions-65k3gd</a>  <b>Additional Resources: White Rose Maths Workbook – Fractions</b> <a href="https://worm-13b48.kxcdn.com/wp-content/uploads/2020/07/Y2-HL-Spring-Block-4-Fractions-2020.pdf">https://worm-13b48.kxcdn.com/wp-content/uploads/2020/07/Y2-HL-Spring-Block-4-Fractions-2020.pdf</a>		
<b>4</b>  Democracy Week	<p style="text-align: center;"><b>Length and Height</b></p> <p><b>Lesson 1: To compare lengths and heights of objects</b>  <a href="https://classroom.thenational.academy/lessons/t-o-compare-lengths-and-heights-of-objects-6wrpce">https://classroom.thenational.academy/lessons/t-o-compare-lengths-and-heights-of-objects-6wrpce</a></p> <p><b>Lesson 2: To measure lengths using non-standard units (Part 1)</b>  <a href="https://classroom.thenational.academy/lessons/t-o-measure-lengths-using-non-standard-units-part-1-64v30t">https://classroom.thenational.academy/lessons/t-o-measure-lengths-using-non-standard-units-part-1-64v30t</a></p> <p><b>Lesson 3: To measure lengths using non-standard units (Part 2)</b>  <a href="https://classroom.thenational.academy/lessons/t-o-measure-lengths-using-non-standard-units-part-2-6ngkac">https://classroom.thenational.academy/lessons/t-o-measure-lengths-using-non-standard-units-part-2-6ngkac</a></p> <p><b>Lesson 4: To begin to understand standard units of lengths</b>  <a href="https://classroom.thenational.academy/lessons/t-o-begin-to-understand-standard-units-of-length-69gkct">https://classroom.thenational.academy/lessons/t-o-begin-to-understand-standard-units-of-length-69gkct</a></p>	<p><b>Phonics- Spelling Rules</b>  <i>ed, er, est and ing suffixes to words ending in Y</i></p>  <p>List as many words as you can think of that follow this rule. Can you write a sentence with a word in?</p> <p><b>Phonics- Consolidate Learning</b>  <a href="#">PhonicsPlay</a> is a great website with lots of fun games to help you practice and consolidate your phonic knowledge</p> <p><b>Spelling Rule-</b>  Find this weeks spelling rule and play some of the online games <a href="#">here</a> to help you consolidate learning.</p>	<p><b>Learning Context-</b></p> <ol style="list-style-type: none"> <li>1. Observational Drawing-  Can you draw a minibeast of your choice? Really look at the minibeast you are drawing and try to focus on all of the details, to make it look as real as possible!</li> <li>2. Become a Bug-  Play a game with your family- each person writes down the name of a bug and places it on another's head. Ask questions that can be answered 'yes' or 'no' to find out who you are.</li> </ol> <p><b>RE-</b>  <b>How do Jews express their faith today?</b>  In this lesson we will learn more about the different ways that Jews express their faith today. There is no 'one way' to be as a Jew, but we will hear from Charlie and Adam, who are both practising Jews, to learn more about their daily life and how their faith impacts on what they believe and what they do.  <a href="#">How do Jews express their faith today? (thenational.academy)</a></p>

	<p><b>Additional Resources:</b> White Rose Maths Workbook – Length and Height  <a href="https://wrm-13b48.kxcdn.com/wp-content/uploads/2020/07/Y2-HL-Spring-Block-5-Length-and-height-2020.pdf">https://wrm-13b48.kxcdn.com/wp-content/uploads/2020/07/Y2-HL-Spring-Block-5-Length-and-height-2020.pdf</a></p>		
5	<p><b>Position and direction</b></p> <p><b>Lesson 1: To use the language of position</b>  <a href="https://classroom.thenational.academy/lessons/o-use-the-language-of-position-60u32t">https://classroom.thenational.academy/lessons/o-use-the-language-of-position-60u32t</a></p> <p><b>Lesson 2: To use the language of position, direction and movement (Part 1)</b>  <a href="https://classroom.thenational.academy/lessons/o-use-the-language-of-position-direction-and-movement-part-1-6grkge">https://classroom.thenational.academy/lessons/o-use-the-language-of-position-direction-and-movement-part-1-6grkge</a></p> <p><b>Lesson 3: To use the language of position, direction and movement (Part 2)</b>  <a href="https://classroom.thenational.academy/lessons/o-use-the-language-of-position-direction-and-movement-part-2-75j3ec">https://classroom.thenational.academy/lessons/o-use-the-language-of-position-direction-and-movement-part-2-75j3ec</a></p> <p><b>Lesson 4: To consolidate learning</b>  <a href="https://classroom.thenational.academy/lessons/to-consolidate-learning-6tgk8r">https://classroom.thenational.academy/lessons/to-consolidate-learning-6tgk8r</a></p> <p><b>Additional Resources:</b> White Rose Maths Workbook – Position and Direction</p>	<p><b>Phonics- Spelling Rules</b>  <i>ed, er, est and ing suffixes to words ending in Y</i></p>  <p>List as many words as you can think of that follow this rule. Can you write a sentence with a word in?</p> <p><b>Phonics- Consolodate Learning</b>  <a href="#">PhonicsPlay</a> is a great website with lots of fun games to help you practice and consolidate your phonic knowledge</p> <p><b>Spelling Rule-</b>  Find this weeks spelling rule and play some of the online games <a href="#">here</a> to help you consolidate learning.</p>	<p><b>Learning Context-</b></p> <ol style="list-style-type: none"> <li>Can you use materials found in your garden or outdoors nearby to create a hotel for minibeasts to stay?</li> <li>Riddle- Choose a minibeast and carry out some research. Write down some facts about the minibeast. Can you use these facts to write your own riddle for the Year 2 teachers to guess? Remember to post it on SeeSaw.</li> </ol> <p><b>PE-</b>  Have a go at the 5-minute move workout from The Body Coach- Joe.  <a href="#">5 Minute Move   Kids Workout 1   The Body Coach TV - YouTube</a></p>



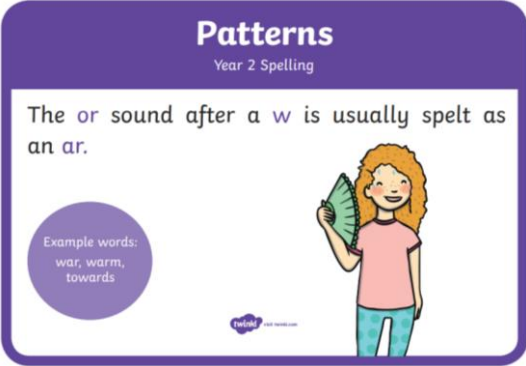

	<a href="https://wrm-13b48.kxcdn.com/wp-content/uploads/2020/07/Y2-HL-Summer-Block-1-Position-and-direction-2020.pdf">https://wrm-13b48.kxcdn.com/wp-content/uploads/2020/07/Y2-HL-Summer-Block-1-Position-and-direction-2020.pdf</a>		
<p><b>6</b></p> <p>I Learn Week</p>	<p><b>Measurement: Time</b></p> <p><b>Lesson 1: Naming and ordering the months of the year</b></p> <p><a href="https://classroom.thenational.academy/lessons/naming-and-ordering-the-months-of-the-year-crowp2d">https://classroom.thenational.academy/lessons/naming-and-ordering-the-months-of-the-year-crowp2d</a></p> <p><b>Lesson 2: Sequencing events in chronological order</b></p> <p><a href="https://classroom.thenational.academy/lessons/sequencing-events-in-chronological-order-64uk2r">https://classroom.thenational.academy/lessons/sequencing-events-in-chronological-order-64uk2r</a></p> <p><b>Lesson 3: Measuring time in minutes and seconds</b></p> <p><a href="https://classroom.thenational.academy/lessons/measuring-time-in-minutes-and-seconds-68vp6c">https://classroom.thenational.academy/lessons/measuring-time-in-minutes-and-seconds-68vp6c</a></p> <p><b>Lesson 4: Reading and writing the time to o'clock (part 1)</b></p> <p><a href="https://classroom.thenational.academy/lessons/reading-and-writing-the-time-to-oclock-part-1-69jk6t">https://classroom.thenational.academy/lessons/reading-and-writing-the-time-to-oclock-part-1-69jk6t</a></p> <p><b>Lesson 5: Reading and writing the time to o'clock (part 2)</b></p> <p><a href="https://classroom.thenational.academy/lessons/reading-and-writing-the-time-to-oclock-part-2-">https://classroom.thenational.academy/lessons/reading-and-writing-the-time-to-oclock-part-2-</a></p>	<p><b>Phonics- Spelling Rules</b></p> <p><i>ed, er, est and ing suffixes to words ending in Y</i></p> <div data-bbox="884 287 1433 670" data-label="Image"> </div> <p>List as many words as you can think of that follow this rule. Can you write a sentence with a word in?</p> <p><b>Phonics- Consolidate Learning</b></p> <p><a href="#">PhonicsPlay</a> is a great website with lots of fun games to help you practice and consolidate your phonic knowledge</p> <p><b>Writing-</b></p> <p>Descriptive Writing</p> <p>Use the image to write your own story. Who is the main character? Where are they going? What did they come across? How did they feel? What did they do? How does your story end?</p>	<p><b>Learning Context-</b></p> <p>Labelling the parts of a minibeast</p> <ol style="list-style-type: none"> <li>Carefully draw this image of a dragon fly.</li> <li>Can you label the parts of the body using these labels to help you?</li> </ol> <p>Antenna Abdomen Eye Head Leg Thorax Wing</p> <div data-bbox="1545 845 2105 1308" data-label="Image"> </div> <p><b>Design and Technology-</b></p> <p><b>Making a fruit salad</b></p> <p>In this lesson, we will carry out a focussed</p>

	<a href="#">cnj6ar</a>		<p>practical task to explore how to prepare, cut, peel, chop and combine ingredients using a range of tools and equipment. You will follow a demonstration and learn how to prepare and make a fruit salad. This lesson includes some physical activity and equipment beyond pen, paper or pencil. Please make sure your child is adequately supervised.</p> <p><a href="#">Making a fruit salad (thenational.academy)</a></p>
<p><b>7</b></p> <p>Communication Week</p>	<p><b>Measurement: Time</b></p> <p><b>Lesson 1: Reading and writing the time to o'clock and half past (Part 1)</b>  <a href="https://classroom.thenational.academy/lessons/reading-and-writing-the-time-to-oclock-and-half-past-part-1-6wwpat">https://classroom.thenational.academy/lessons/reading-and-writing-the-time-to-oclock-and-half-past-part-1-6wwpat</a></p> <p><b>Lesson 2: Reading and writing the time to o'clock and half past (Part 2)</b>  <a href="https://classroom.thenational.academy/lessons/reading-and-writing-the-time-to-oclock-and-half-past-part-2-c4wkjr">https://classroom.thenational.academy/lessons/reading-and-writing-the-time-to-oclock-and-half-past-part-2-c4wkjr</a></p> <p><b>Lesson 3: Reading and writing the time to o'clock and half past in words</b>  <a href="https://classroom.thenational.academy/lessons/reading-and-writing-the-time-to-oclock-and-half-past-in-words-6xj3ac">https://classroom.thenational.academy/lessons/reading-and-writing-the-time-to-oclock-and-half-past-in-words-6xj3ac</a></p> <p><b>Lesson 4: Explore adding on hours and half hours</b>  <a href="https://classroom.thenational.academy/lessons/">https://classroom.thenational.academy/lessons/</a></p>	<p>Room on the broom – instructions  <a href="https://classroom.thenational.academy/units/instructions-how-to-make-a-paper-crown-aa36">https://classroom.thenational.academy/units/instructions-how-to-make-a-paper-crown-aa36</a></p> <p><b>Phonics- Spelling Rules</b>  <i>a making 'or' sound before l or ll</i></p> <div data-bbox="887 753 1397 1112" data-label="Image"> </div> <p>List as many words as you can think of that follow this rule. Can you write a sentence with a word in?</p> <p><b>Reading- Book Review</b>  Tell your family about your favourite book. When writing your book review, think about:</p> <ul style="list-style-type: none"> <li>• What did you think of the story?</li> <li>• You might include a brief summary about what</li> </ul>	<p><b>Learning Context-</b></p> <ol style="list-style-type: none"> <li>1. Making Minibeasts Use recyclable materials to make your very own minibeasts. Be as creative as you can!</li> </ol> <p><b>Music-</b>  Magic Music!  Do some research using the internet on different types of home-made instruments.  Can you make your own musical instrument using recyclable materials?</p>



	<p><a href="#">explore-adding-on-hours-and-half-hours-6njpad</a></p> <p><b>Lesson 5: Using language of direction</b>  <a href="https://classroom.thenational.academy/lessons/using-language-of-direction-position-and-movement-c9h30d">https://classroom.thenational.academy/lessons/using-language-of-direction-position-and-movement-c9h30d</a></p> <p><b>Additional Resources: White Rose Maths Workbook – Time</b>  <a href="https://wrm-13b48.kxcdn.com/wp-content/uploads/2020/07/Y2-HL-Summer-Block-2-Time-2020.pdf">https://wrm-13b48.kxcdn.com/wp-content/uploads/2020/07/Y2-HL-Summer-Block-2-Time-2020.pdf</a></p>	<p>happens in the story.</p> <ul style="list-style-type: none"> <li>• You could explain whether there is speech?</li> <li>• Who are the main characters?</li> <li>• Are there any illustrations?</li> <li>• What do you like best about this story?</li> <li>• What do you remember most?</li> <li>• What attracted you to read this book?</li> </ul>	
	<b>Half Term Holiday</b>	<b>Half Term Holiday</b>	<b>Half Term Holiday</b>
<p><b>8</b></p> <p>Organisation Week</p>	<p><b>Measurement: Mass</b></p> <p><b>Lesson 1: To compare the mass of two objects</b>  <a href="https://classroom.thenational.academy/lessons/t-o-compare-the-mass-of-two-objects-68ukgc">https://classroom.thenational.academy/lessons/t-o-compare-the-mass-of-two-objects-68ukgc</a></p> <p><b>Lesson 2: To compare the mass of more than two objects</b>  <a href="https://classroom.thenational.academy/lessons/t-o-compare-the-mass-of-more-than-two-objects-65hp6r">https://classroom.thenational.academy/lessons/t-o-compare-the-mass-of-more-than-two-objects-65hp6r</a></p> <p><b>Lesson 3: To compare masses using non-standard units</b>  <a href="https://classroom.thenational.academy/lessons/t">https://classroom.thenational.academy/lessons/t</a></p>	<p><b>Phonics- Spelling Rules</b></p> <p><i>'a' making 'o' after w and qu</i></p> <div data-bbox="880 866 1402 1240" data-label="Image"> </div> <p>List as many words as you can think of that follow this rule. Can you write a sentence with a word in?</p>	<p><b>Learning Context-</b></p> <ol style="list-style-type: none"> <li>1. What is a plant? Can you write a description of a plant.</li> <li>2. What are the main parts of a plant? Draw a picture of your favourite plant and label its main parts.</li> <li>3. What are their functions? Can you write a sentence to describe what the functions of a plant do.</li> </ol> <p><b>Science-</b></p> <p>Go on a plant hunt around your garden or local area.</p>

	<p><a href="#">o-compare-masses-using-non-standard-units-crwker</a></p> <p><b>Lesson 4: To find the mass of objects in units</b>  <a href="https://classroom.thenational.academy/lessons/o-find-the-mass-of-objects-in-units-6mukae">https://classroom.thenational.academy/lessons/o-find-the-mass-of-objects-in-units-6mukae</a></p> <p><b>Lesson 5: To experience standard units of mass</b>  <a href="https://classroom.thenational.academy/lessons/o-experience-standard-units-of-mass-70upcd">https://classroom.thenational.academy/lessons/o-experience-standard-units-of-mass-70upcd</a></p>	<p><b>Phonics- Consolodate Learning</b>  <a href="#">PhonicsPlay</a> is a great website with lots of fun games to help you practice and consolidate your phonic knowledge</p>	
<p><b>9</b></p> <p>Resilience Week</p>	<p><b>Measurement: Capacity</b></p> <p><b>Lesson 1: Comparing capacity</b>  <a href="https://classroom.thenational.academy/lessons/comparing-capacity-70v68t">https://classroom.thenational.academy/lessons/comparing-capacity-70v68t</a></p> <p><b>Lesson 2: Comparing capacity: measures</b>  <a href="https://classroom.thenational.academy/lessons/comparing-capacity-measures-60tp4d">https://classroom.thenational.academy/lessons/comparing-capacity-measures-60tp4d</a></p> <p><b>Lesson 3: Halves and quarters</b>  <a href="https://classroom.thenational.academy/lessons/halves-and-quarters-6gvkjd">https://classroom.thenational.academy/lessons/halves-and-quarters-6gvkjd</a></p> <p><b>Lesson 4: Standard units of measure</b>  <a href="https://classroom.thenational.academy/lessons/tandard-units-of-measure-cct6cd">https://classroom.thenational.academy/lessons/tandard-units-of-measure-cct6cd</a></p> <p><b>Lesson 5: Measuring volume</b>  <a href="https://classroom.thenational.academy/lessons/measuring-volume-6xh3at">https://classroom.thenational.academy/lessons/measuring-volume-6xh3at</a></p>	<p><b>Phonics- Spelling Rules</b>  <i>'or' making the 'ir' sound after w</i></p> <div data-bbox="887 659 1424 1031" data-label="Image"> </div> <p>List as many words as you can think of that follow this rule. Can you write a sentence with a word in?</p> <p><b>Phonics- Consolodate Learning</b>  <a href="#">PhonicsPlay</a> is a great website with lots of fun games to help you practice and consolidate your phonic knowledge</p>	<p><b>Learning Context-</b></p> <ol style="list-style-type: none"> <li>1. Who is Vincent Van Gogh?</li> <li>2. Make a list of some of Van Gogh's famous paintings.</li> <li>3. Write about which is your favourite painting and why.</li> <li>4. What do plants need to grow? Research how plants can thrive.</li> </ol>

<p><b>10</b></p> <p>Initiative Week</p>	<p><b>Measurement: Length, mass and capacity</b></p> <p><b>Lesson 1: Using length weight and volume</b>  <a href="https://classroom.thenational.academy/lessons/using-length-weight-and-volume-c8wk6c">https://classroom.thenational.academy/lessons/using-length-weight-and-volume-c8wk6c</a></p> <p><b>Lesson 2: Using length, weight and measurement</b>  <a href="https://classroom.thenational.academy/lessons/using-length-weight-and-measurement-cgwp2c">https://classroom.thenational.academy/lessons/using-length-weight-and-measurement-cgwp2c</a></p> <p><b>Additional Resources: White Rose Maths Workbook – Measurement</b>  <a href="https://wrm-13b48.kxcdn.com/wp-content/uploads/2020/07/Y2-HL-Summer-Block-3-Measurement-2020.pdf">https://wrm-13b48.kxcdn.com/wp-content/uploads/2020/07/Y2-HL-Summer-Block-3-Measurement-2020.pdf</a></p>	<p><b>Phonics- Spelling Rules</b>  <i>ar' making 'or' sound after w</i></p>  <p>List as many words as you can think of that follow this rule. Can you write a sentence with a word in?</p> <p><b>Phonics- Consolodate Learning</b>  <a href="#">PhonicsPlay</a> is a great website with lots of fun games to help you practice and consolidate your phonic knowledge</p>	<p><b>Learning Context-</b></p> <ol style="list-style-type: none"> <li>1. Research Van Gogh's famous painting of sunflowers</li> <li>2. Do an observational drawing of the sunflower.</li> <li>3. You could plant some of your own sunflower seeds.</li> </ol>
<p><b>11</b></p> <p>Communication Week</p>	<p><b>Money</b></p> <p><b>Lesson 1: To identify the physical properties of coins</b>  <a href="https://classroom.thenational.academy/lessons/to-identify-the-physical-properties-of-coins-ccrp2c">https://classroom.thenational.academy/lessons/to-identify-the-physical-properties-of-coins-ccrp2c</a></p> <p><b>Lesson 2: To recognise the value of different coins (Part 1)</b>  <a href="https://classroom.thenational.academy/lessons/to-recognise-the-value-of-different-coins-part-1-c8t32e">https://classroom.thenational.academy/lessons/to-recognise-the-value-of-different-coins-part-1-c8t32e</a></p>	<p><b>Phonics- Spelling Rules</b>  <i>s making 'sh' sound</i></p> 	<p><b>Health and Fitness-</b></p> <ol style="list-style-type: none"> <li>1. What are the basic needs of humans and animals?</li> <li>2. Can you draw a human body and label the body parts?</li> <li>3. How do humans grow and change over time? Matching activity on Seesaw.</li> </ol>

	<p><b>Lesson 3: To recognise the value of different coins (Part 2)</b>  <a href="https://classroom.thenational.academy/lessons/t-o-recognise-the-value-of-different-coins-part-2-6mt68t">https://classroom.thenational.academy/lessons/t-o-recognise-the-value-of-different-coins-part-2-6mt68t</a></p> <p><b>Lesson 4: To recognise the value of different coins and notes</b>  <a href="https://classroom.thenational.academy/lessons/t-o-recognise-the-value-of-different-coins-and-notes-65j64e">https://classroom.thenational.academy/lessons/t-o-recognise-the-value-of-different-coins-and-notes-65j64e</a></p> <p><b>Lesson 5: To compare different amount of money</b>  <a href="https://classroom.thenational.academy/lessons/t-o-compare-different-amounts-of-money-6gwk8c">https://classroom.thenational.academy/lessons/t-o-compare-different-amounts-of-money-6gwk8c</a></p>	<p>List as many words as you can think of that follow this rule. Can you write a sentence with a word in?</p> <p><b>Phonics- Consolodate Learning</b>  <a href="#">PhonicsPlay</a> is a great website with lots of fun games to help you practice and consolidate your phonic knowledge</p>	
<p><b>12</b>  Health &amp;  Fitness Week</p>	<p><b>Money</b></p> <p><b>Lesson 1: To use addition and subtraction in the context of money</b>  <a href="https://classroom.thenational.academy/lessons/t-o-use-addition-and-subtraction-in-the-context-of-money-cmv32c">https://classroom.thenational.academy/lessons/t-o-use-addition-and-subtraction-in-the-context-of-money-cmv32c</a></p> <p><b>Lesson 2: To exchange money for items</b>  <a href="https://classroom.thenational.academy/lessons/t-o-exchange-money-for-items-crv3je">https://classroom.thenational.academy/lessons/t-o-exchange-money-for-items-crv3je</a></p> <p><b>Lesson 3: To find the total cost of two items</b>  <a href="https://classroom.thenational.academy/lessons/t-o-find-the-total-cost-of-two-items-c8vkgr">https://classroom.thenational.academy/lessons/t-o-find-the-total-cost-of-two-items-c8vkgr</a></p>		<p><b>Health and Fitness-</b></p> <ol style="list-style-type: none"> <li>1. Healthy eating, what is a balanced diet?</li> <li>2. Create a diary over a few days detailing the foods that you eat.</li> <li>3. What are the different food groups? Can you sort some foods in your cupboards?</li> <li>4. Make a healthy sandwich and write the instructions.</li> </ol>

	<p><b>Lesson 4:</b> To calculate the amount of change needed (Part 1)  <a href="https://classroom.thenational.academy/lessons/to-calculate-the-amount-of-change-needed-part-1-69j3ee">https://classroom.thenational.academy/lessons/to-calculate-the-amount-of-change-needed-part-1-69j3ee</a></p> <p><b>Lesson 5:</b> To calculate the amount of change needed (Part 2)  <a href="https://classroom.thenational.academy/lessons/to-calculate-the-amount-of-change-needed-part-2-64uk0e">https://classroom.thenational.academy/lessons/to-calculate-the-amount-of-change-needed-part-2-64uk0e</a></p> <p><b>Additional Resources:</b> White Rose Maths Workbook – Money  <a href="https://wrm-13b48.kxcdn.com/wp-content/uploads/2020/07/Y2-HL-Autumn-Block-3-Money-2020.pdf">https://wrm-13b48.kxcdn.com/wp-content/uploads/2020/07/Y2-HL-Autumn-Block-3-Money-2020.pdf</a></p>		
13	<p><b>Revisit column addition and subtraction</b></p> <p>Use the link below to access one video per day. Use your remote learning journal to set the questions out as you go through the sessions.</p> <p><a href="https://whiterosemaths.com/homelearning/year-2/week-8-number-addition-subtraction/">https://whiterosemaths.com/homelearning/year-2/week-8-number-addition-subtraction/</a></p>		<p><b>PSHE-</b></p> <ol style="list-style-type: none"> <li>My hopes and dreams- reflect on this year in Y2. What are you most proud of? Looking ahead to next year, what do you hope to achieve in Y3?</li> <li>Can you design a fact file for your new teacher to help them get to know you.</li> </ol>